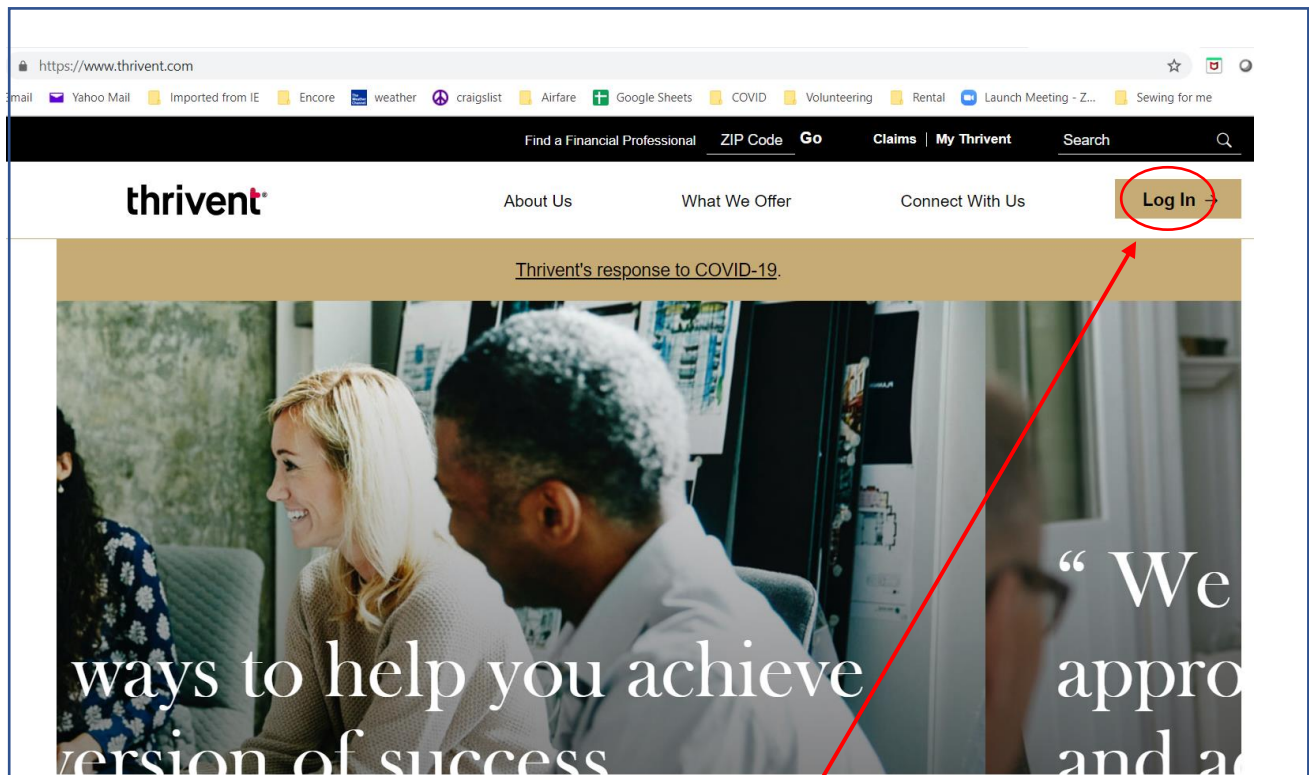


1. Open a web browser. Enter **Thrivent.com** in the address box and hit the enter key. The following page opens:

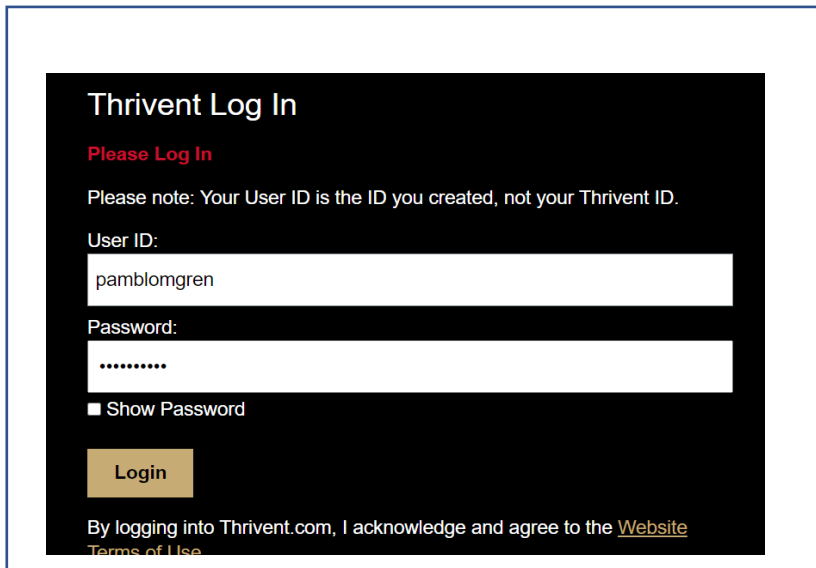


Note: The pictures on the web page change so you may get a different picture than what is shown here. The menu options will be the same.

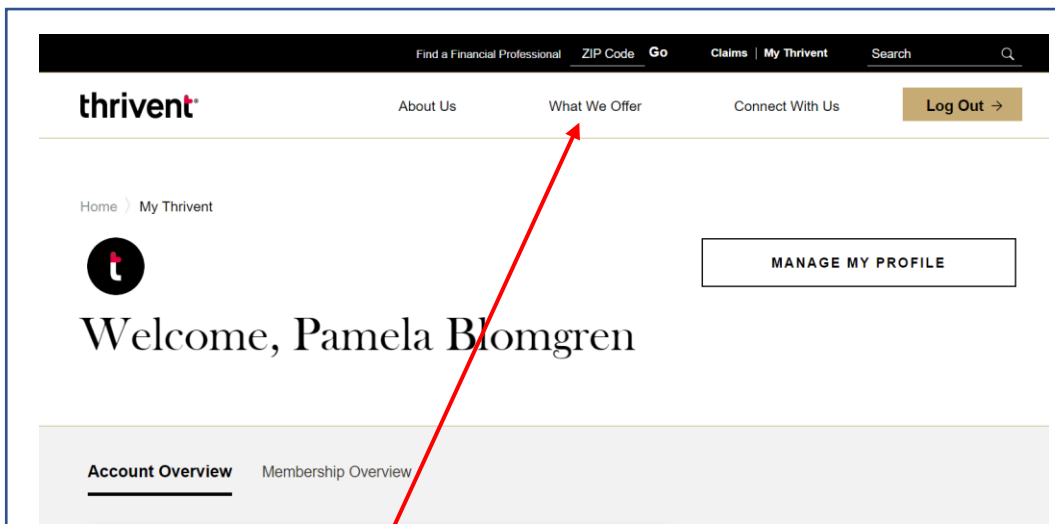
2. Log on by clicking/selecting the red **LOGIN** box. The following page will open:

3. Enter your User ID and password in the appropriate boxes and click/select the **LOGIN** box.

Note: There are links below the login section that you can use if you have forgotten your ID or Password. There are instructions for recovering forgotten IDs and passwords in the **Appendix** at the end of the document.

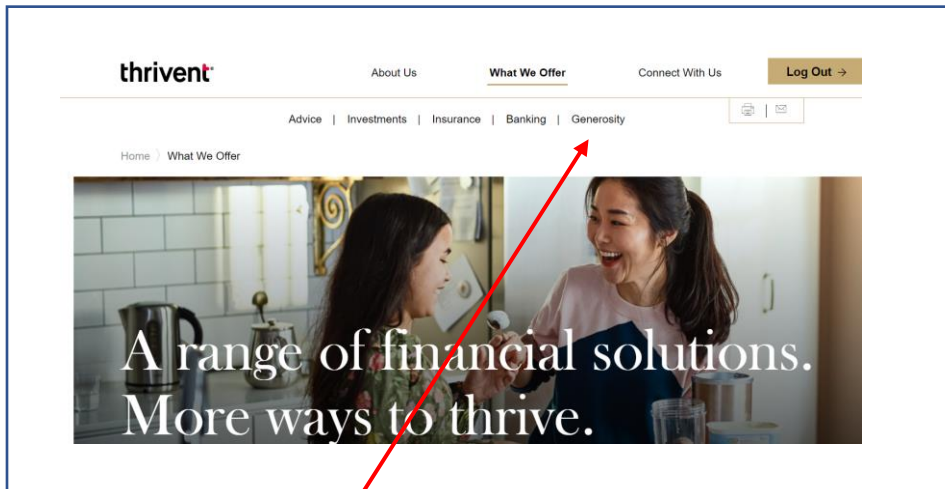


4. The following page opens:



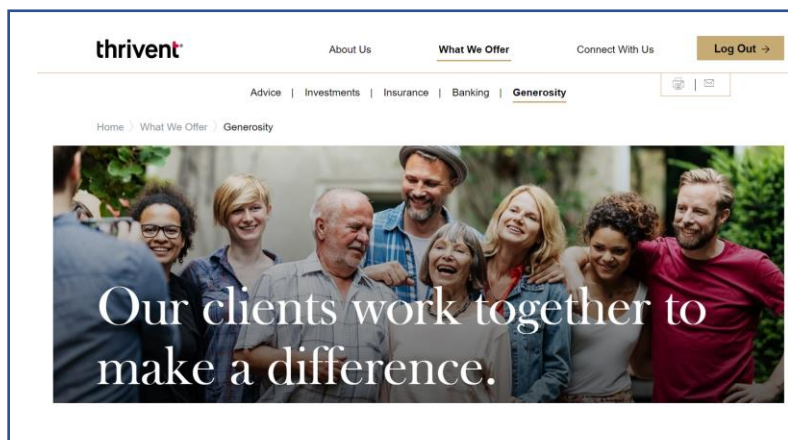
Click/select the **What We Offer** at the top of the page.

5. The following page opens:

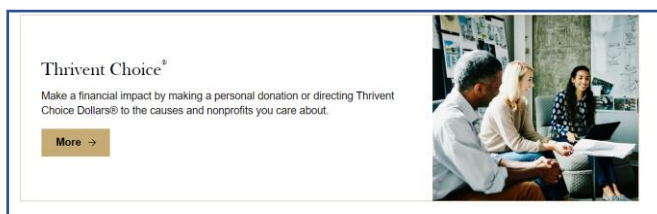


Click/select **Generosity** at the top of the page.

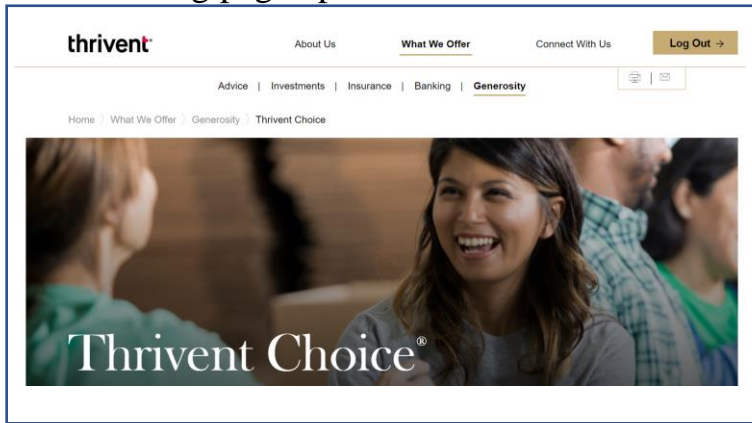
6. The following page opens:



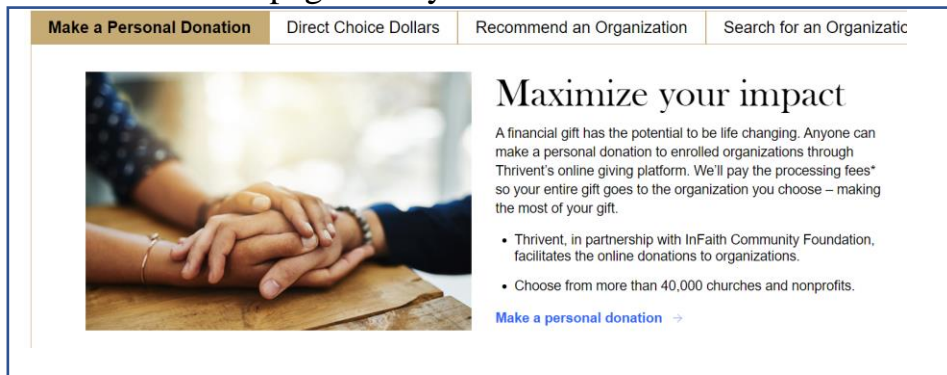
7. Scroll down to the section titled **Thrivent Choice**. Click/select the box titled **More**.



8. The following page opens.

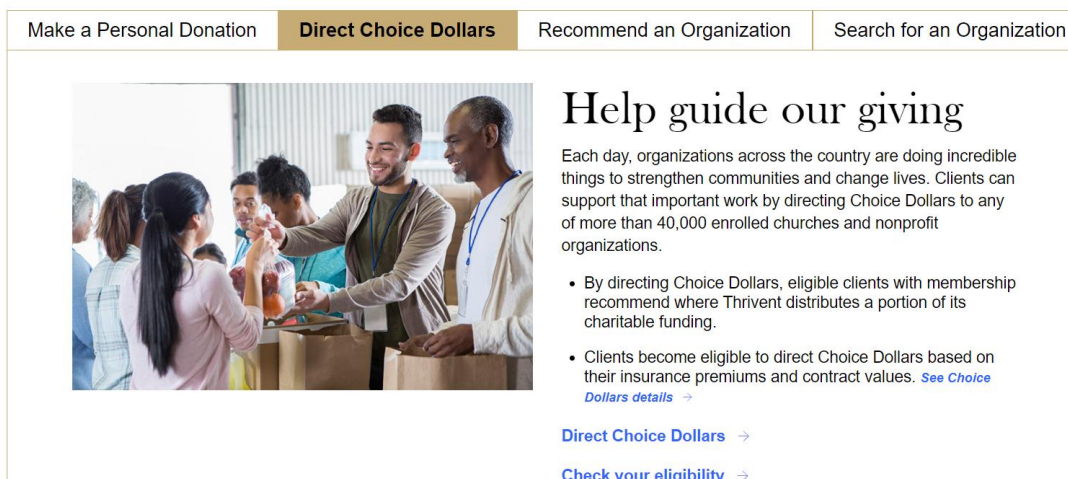


9. Scroll down the page until you see this section:



Select **Direct Choice Dollars**.

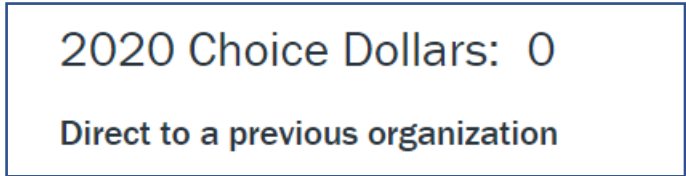
10. The following page opens:



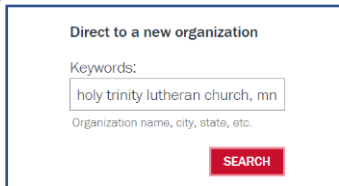
Select **Direct Choice Dollars**.

A list will appear of organizations you have donated to previously.

Note: I have no Choice Dollars to direct at this time. If you have not directed yours, you will see the amount that is available. The full amount can be donated to one organization or it can be divided between any number of organizations that you choose to support.

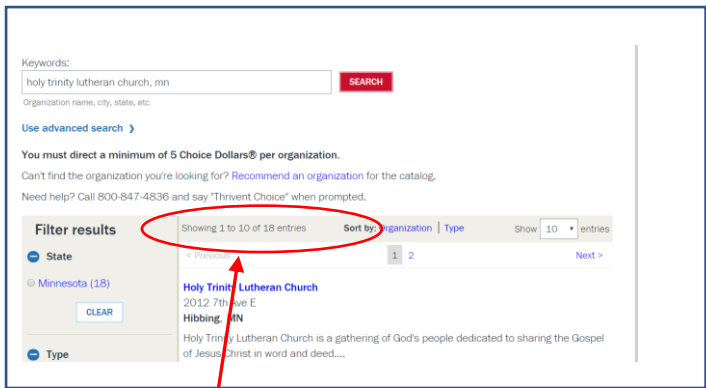


11. If you have not directed dollars previously you can look for a nonprofit by entering the name of it in the **Keywords** box and select/click the **SEARCH** box:



Note: A search on Holy Trinity was used for example purposes. You may donate to the nonprofit of your choice.

12. The following page opens:

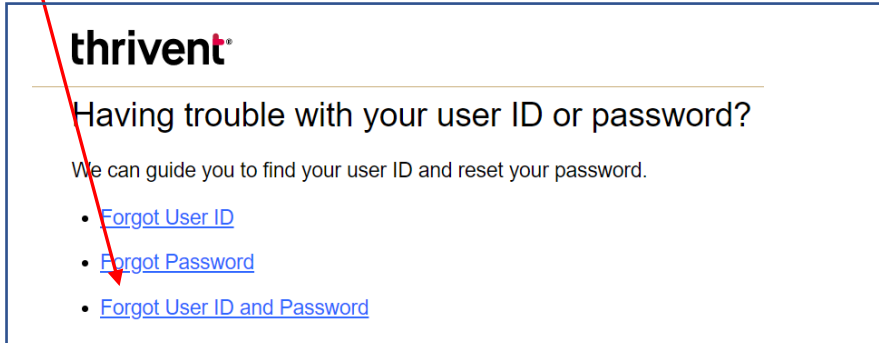


Note: There are 18 entries for Holy Trinity Lutheran Church in MN. Scroll until you find the organization you wish to donate to.

Appendix: Recovering User ID or password

A. If you do not know your User ID or Password select/click the link titled

Forgot User ID or Password



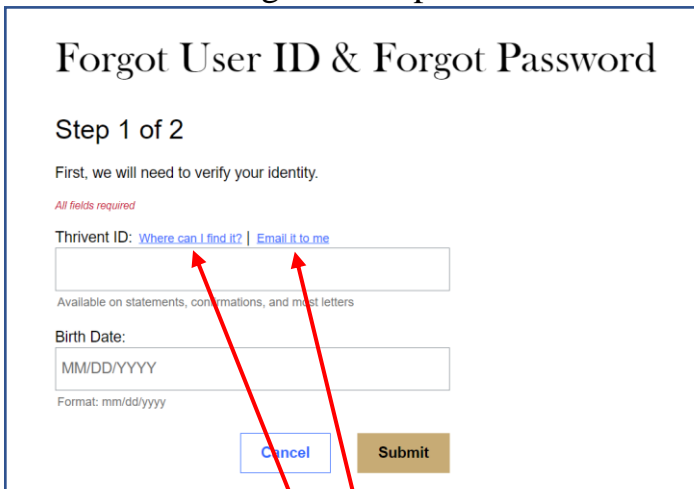
thrivent[®]

Having trouble with your user ID or password?

We can guide you to find your user ID and reset your password.

- [Forgot User ID](#)
- [Forgot Password](#)
- [Forgot User ID and Password](#)

B. The following screen opens:



Forgot User ID & Forgot Password

Step 1 of 2

First, we will need to verify your identity.

All fields required

Thrivent ID: [Where can I find it?](#) | [Email it to me](#)

Available on statements, confirmations, and most letters

Birth Date:

Format: mm/dd/yyyy

C. You may select either of the hyperlinks following **Thrivent ID**. Once you have your Member ID, enter it and your date of birth. Then select **Submit**. I can't illustrate the following steps without impacting my own account.

Note: You can find your Member ID on your statements.

D. If you have questions you can also call Thrivent: **800-847-4836**

🔍 Need Help?
Client Services
800-847-4836
All times are Central time.
M – F: 7 a.m. – 6 p.m.